



Harold Griffin
HEALTHCARE OPERATIONS MANAGEMENT (MHSM3345 40221E)

BC Survey - Results 2022 Fall I (221E), HEALTHCARE OPERATIONS

Dear Instructor,

Below are the 2022 Fall I (221E) survey results for "HEALTHCARE OPERATIONS MANAGEMENT (MHSM3345 40221E)".

The overall indicator is listed first.

The second part of the analysis lists the average values of all individual questions.

Comments are listed at the report's end.

If you have any further questions, please reach out to a member of PIER.

Best regards,

Robert Wood
Assistant Research Analyst
Brazosport College
500 College Drive
Lake Jackson, TX 77566
(979)-230-3189
robert.wood@brazosport.edu

Harold Griffin
2022 Fall I (221E)
HEALTHCARE OPERATIONS MANAGEMENT (MHSM3345 40221E)
No. of responses = 2



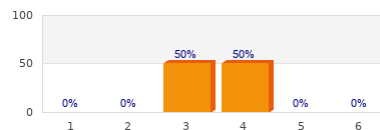
Survey Results

3. Level of Agreeance:

3.1)	Instructions for course activities and assignments were clear.	strongly disagree	<table><tr><th>Level</th><th>Percentage</th></tr><tr><td>1</td><td>0%</td></tr><tr><td>2</td><td>0%</td></tr><tr><td>3</td><td>0%</td></tr><tr><td>4</td><td>100%</td></tr><tr><td>5</td><td>0%</td></tr><tr><td>6</td><td>0%</td></tr></table>	Level	Percentage	1	0%	2	0%	3	0%	4	100%	5	0%	6	0%	N/A	n=2 av.=4 md=4 dev.=0
Level	Percentage																		
1	0%																		
2	0%																		
3	0%																		
4	100%																		
5	0%																		
6	0%																		
3.2)	The workload in this course was well distributed throughout the term.	strongly disagree	<table><tr><th>Level</th><th>Percentage</th></tr><tr><td>1</td><td>0%</td></tr><tr><td>2</td><td>0%</td></tr><tr><td>3</td><td>0%</td></tr><tr><td>4</td><td>100%</td></tr><tr><td>5</td><td>0%</td></tr><tr><td>6</td><td>0%</td></tr></table>	Level	Percentage	1	0%	2	0%	3	0%	4	100%	5	0%	6	0%	N/A	n=2 av.=4 md=4 dev.=0
Level	Percentage																		
1	0%																		
2	0%																		
3	0%																		
4	100%																		
5	0%																		
6	0%																		
3.3)	The course was delivered as outlined in the syllabus.	strongly disagree	<table><tr><th>Level</th><th>Percentage</th></tr><tr><td>1</td><td>0%</td></tr><tr><td>2</td><td>0%</td></tr><tr><td>3</td><td>0%</td></tr><tr><td>4</td><td>100%</td></tr><tr><td>5</td><td>0%</td></tr><tr><td>6</td><td>0%</td></tr></table>	Level	Percentage	1	0%	2	0%	3	0%	4	100%	5	0%	6	0%	N/A	n=2 av.=4 md=4 dev.=0
Level	Percentage																		
1	0%																		
2	0%																		
3	0%																		
4	100%																		
5	0%																		
6	0%																		
3.4)	Assessments/exams were based on material covered in assignments, readings, lectures, videos, group activities, etc.	strongly disagree	<table><tr><th>Level</th><th>Percentage</th></tr><tr><td>1</td><td>0%</td></tr><tr><td>2</td><td>0%</td></tr><tr><td>3</td><td>0%</td></tr><tr><td>4</td><td>100%</td></tr><tr><td>5</td><td>0%</td></tr><tr><td>6</td><td>0%</td></tr></table>	Level	Percentage	1	0%	2	0%	3	0%	4	100%	5	0%	6	0%	N/A	n=2 av.=4 md=4 dev.=0
Level	Percentage																		
1	0%																		
2	0%																		
3	0%																		
4	100%																		
5	0%																		
6	0%																		
3.5)	The instructor made learning relevant to my field of study, career, or degree.	strongly disagree	<table><tr><th>Level</th><th>Percentage</th></tr><tr><td>1</td><td>0%</td></tr><tr><td>2</td><td>0%</td></tr><tr><td>3</td><td>0%</td></tr><tr><td>4</td><td>100%</td></tr><tr><td>5</td><td>0%</td></tr><tr><td>6</td><td>0%</td></tr></table>	Level	Percentage	1	0%	2	0%	3	0%	4	100%	5	0%	6	0%	N/A	n=2 av.=4 md=4 dev.=0
Level	Percentage																		
1	0%																		
2	0%																		
3	0%																		
4	100%																		
5	0%																		
6	0%																		
3.6)	The instructor used a variety of instructional methods (examples: group discussions, student presentations, student activities, lab activities, online discussions, video assignments, case studies, etc.)	strongly disagree	<table><tr><th>Level</th><th>Percentage</th></tr><tr><td>1</td><td>0%</td></tr><tr><td>2</td><td>0%</td></tr><tr><td>3</td><td>50%</td></tr><tr><td>4</td><td>50%</td></tr><tr><td>5</td><td>0%</td></tr><tr><td>6</td><td>0%</td></tr></table>	Level	Percentage	1	0%	2	0%	3	50%	4	50%	5	0%	6	0%	N/A	n=2 av.=3.5 md=3.5 dev.=0.7
Level	Percentage																		
1	0%																		
2	0%																		
3	50%																		
4	50%																		
5	0%																		
6	0%																		
3.7)	The instructor provided timely feedback on my assignments.	strongly disagree	<table><tr><th>Level</th><th>Percentage</th></tr><tr><td>1</td><td>0%</td></tr><tr><td>2</td><td>0%</td></tr><tr><td>3</td><td>50%</td></tr><tr><td>4</td><td>50%</td></tr><tr><td>5</td><td>0%</td></tr><tr><td>6</td><td>0%</td></tr></table>	Level	Percentage	1	0%	2	0%	3	50%	4	50%	5	0%	6	0%	N/A	n=2 av.=3.5 md=3.5 dev.=0.7
Level	Percentage																		
1	0%																		
2	0%																		
3	50%																		
4	50%																		
5	0%																		
6	0%																		
3.8)	The instructor exhibited professional behavior, treated students respectfully, and used appropriate language during class.	strongly disagree	<table><tr><th>Level</th><th>Percentage</th></tr><tr><td>1</td><td>0%</td></tr><tr><td>2</td><td>0%</td></tr><tr><td>3</td><td>0%</td></tr><tr><td>4</td><td>50%</td></tr><tr><td>5</td><td>50%</td></tr><tr><td>6</td><td>0%</td></tr></table>	Level	Percentage	1	0%	2	0%	3	0%	4	50%	5	50%	6	0%	N/A	n=2 av.=4.5 md=4.5 dev.=0.5
Level	Percentage																		
1	0%																		
2	0%																		
3	0%																		
4	50%																		
5	50%																		
6	0%																		

3.9) The instructor provided grades within the stated timeframe.

strongly disagree

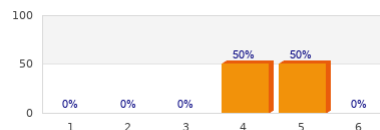


N/A

n=2
av.=3.5
md=3.5
dev.=0.7

3.10) The instructor was accessible to answer questions and explain material outside of class according to office hours.

strongly disagree



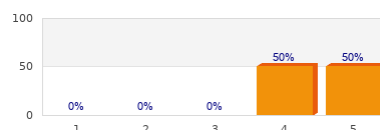
N/A

n=2
av.=4.5
md=4.5
dev.=0.7

4. Overall Satisfaction With This Course:

4.1) Please rate your overall satisfaction with the learning experience in this course.

Very Dissatisfied



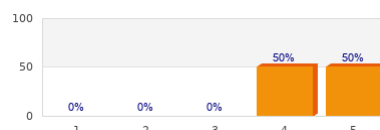
Very Satisfied

n=2
av.=4.5
md=4.5
dev.=0.7

5. Course Recommendation:

5.1) How likely are you to recommend this course with this instructor to a friend?

Very Unlikely




Very Likely

n=2
av.=4.5
md=4.5
dev.=0.7

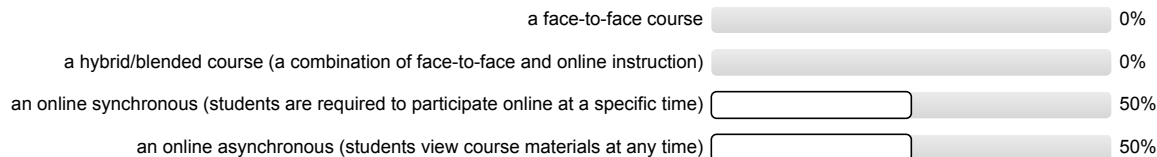
7. Student Demographics:

7.1) How many credits have you completed toward your degree or certificate?




n=2

7.2) This course is instructed as:




n=2

7.3) This term I am currently enrolled in:




n=2

7.4) My current major is:



7.5) I am currently a high school student taking college courses.



Comments Report

6. Open Response:

6.1) What are the strengths of this course?

■ N/A

■ The strengths of this course are how the work is related to what we will be doing in the field. Teamwork is also promoted well.

6.2) What changes would you recommend that would improve this course?

■ I have no suggestions to improve this course as it is set up quite well already.

■ N/A

6.3) Any further, constructive comments?

■ N/A